

Scaled data based on original data using  
LM-79-08 Approved Method: Electrical and Photometric Measurements of Solid-  
State Lighting Products

Test Report Prepared for  
Cooper Lighting Solutions  
(formerly Eaton)

Brand: McGRAW-EDISON

Report Number: P271431

Luminaire Tested: **ISC-AF-350-LED-E1-RW-7027-ULG**

Issue Date: 3/3/2020

**Test Information**

Test Method: LM-79-08  
Report Number: P271431  
TEST IS SCALED FROM IESNA LM-79-08 TEST DATA (P29765)-DOWNLIGHT AND  
Test Lab: INNOVATION CENTER-P2  
Issue Date: 3/3/2020  
Manufacturer: COOPER LIGHTING SOLUTIONS (FORMERLY EATON)  
Product Line: MCGRAW-EDISON  
Catalog Number: ISC-AF-350-LED-E1-RW-7027-ULG  
Description: IMPACT ELITE LED CYLINDER LUMINAIRE WITH UPLIGHT  
LIGHT SQUARE WITH ACCULED OPTICS-RECTANGULAR WIDE TYPE I, WITH UPLIGHT  
GLOW  
Light Source: (16) 2700K CCT, 70 CRI LEDs and (1) UPLIGHT LED  
Ballast/Driver: ELECTRONIC DRIVER

**Summary**

Lumens per Lamp: N/A  
Luminaire Lumens: 3467.7 lumens  
Efficiency: N/A  
Efficacy: 94.3 lumens/watt  
Luminous Opening: Rectangular w/ Sides (W: 0.5' x L: 0.5' x H: 0.54')  
IES Classification: Type II - Medium - Non-Cutoff  
BUG Rating: B1 - U5 - G1  
  
Input Watts (W): 36.79  
Input Voltage (V): 120  
Input Current (Ain): NR  
Voltage Rise (V): NR  
Power Factor: NR  
Total Harmonic Distortion (THDi): NR  
Frequency (hertz): 60  
Stabilization Time: NR  
Operation Time: NR  
Ambient Temperature (°C): NR  
Test Distance: 25 FT

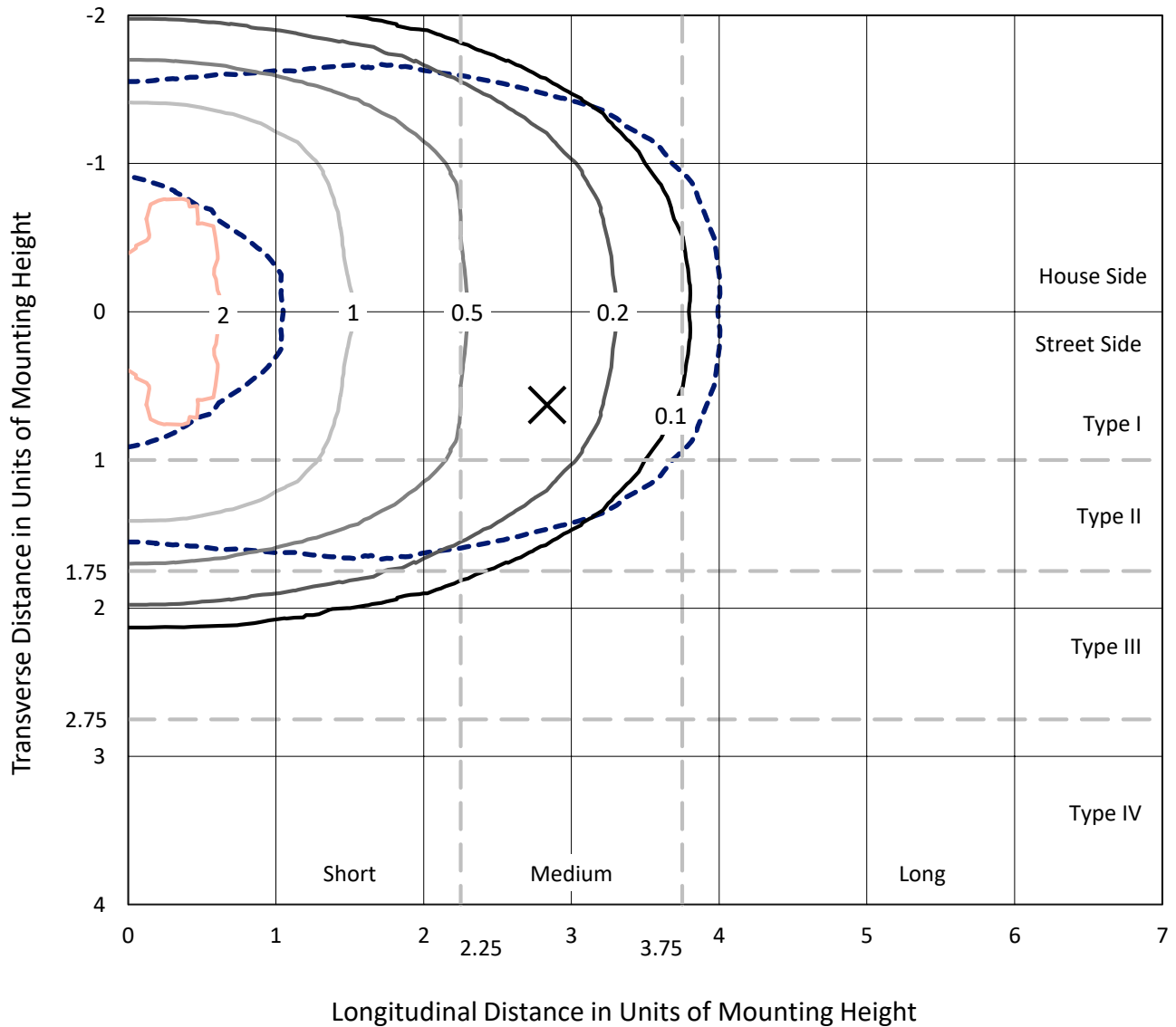


REPORT NUMBER: P271431

CATALOG NUMBER: ISC-AF-350-LED-E1-RW-7027-ULG

### Iso-Footcandle Lines of Horizontal Illumination

× Max cd  
 - - - 1/2 Max cd

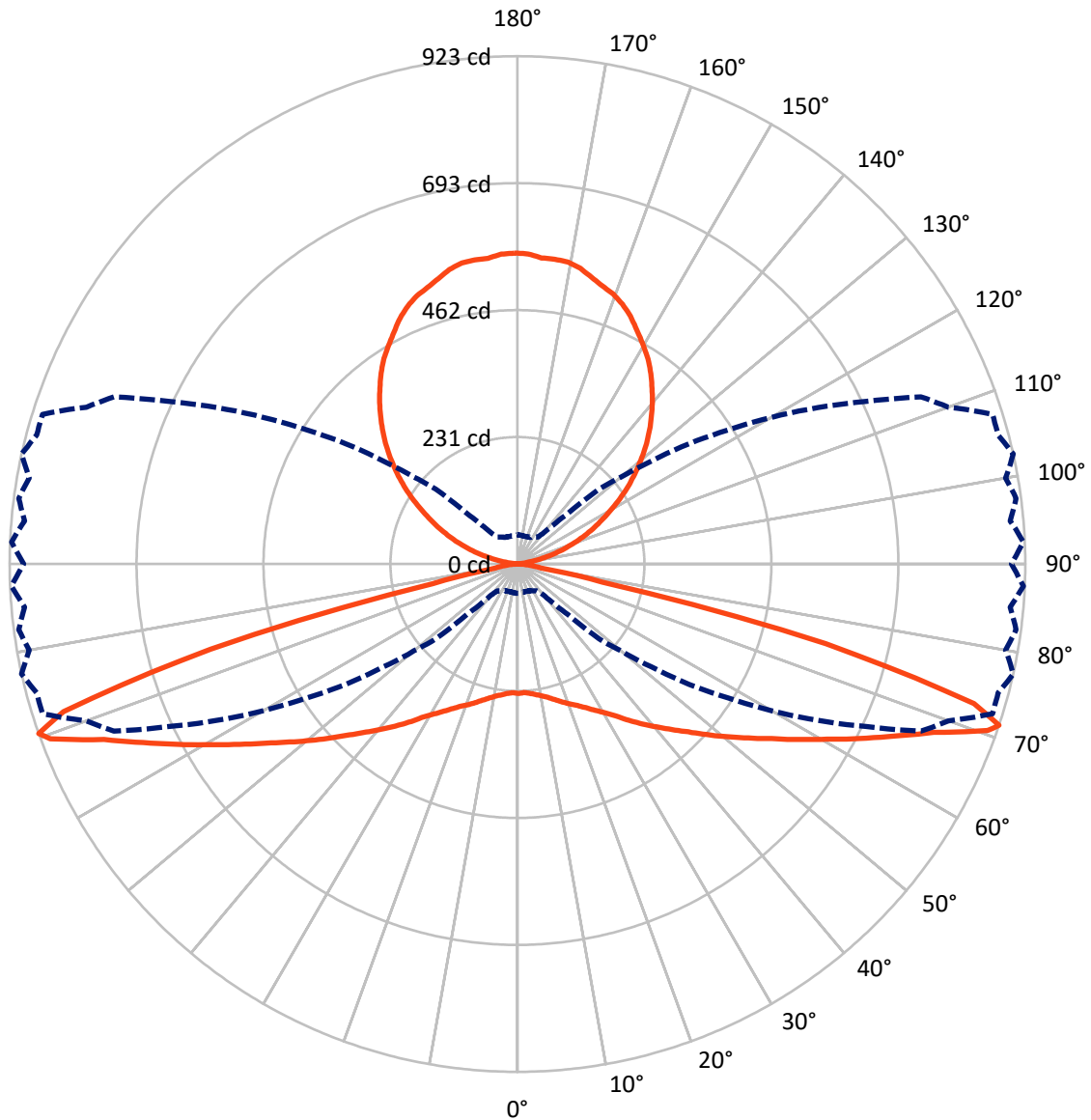


Based on 10 foot mounting height. Maximum calculated value = 2.4 fc  
 Type II - Medium - Non-Cutoff

REPORT NUMBER: P271431

CATALOG NUMBER: ISC-AF-350-LED-E1-RW-7027-ULG

### Luminous Intensity Polar Plot



— Vertical Plane Through 77.5-Deg Lateral    - - - Horizontal Cone Through 71-Deg Vertical

REPORT NUMBER: P271431

CATALOG NUMBER: ISC-AF-350-LED-E1-RW-7027-ULG

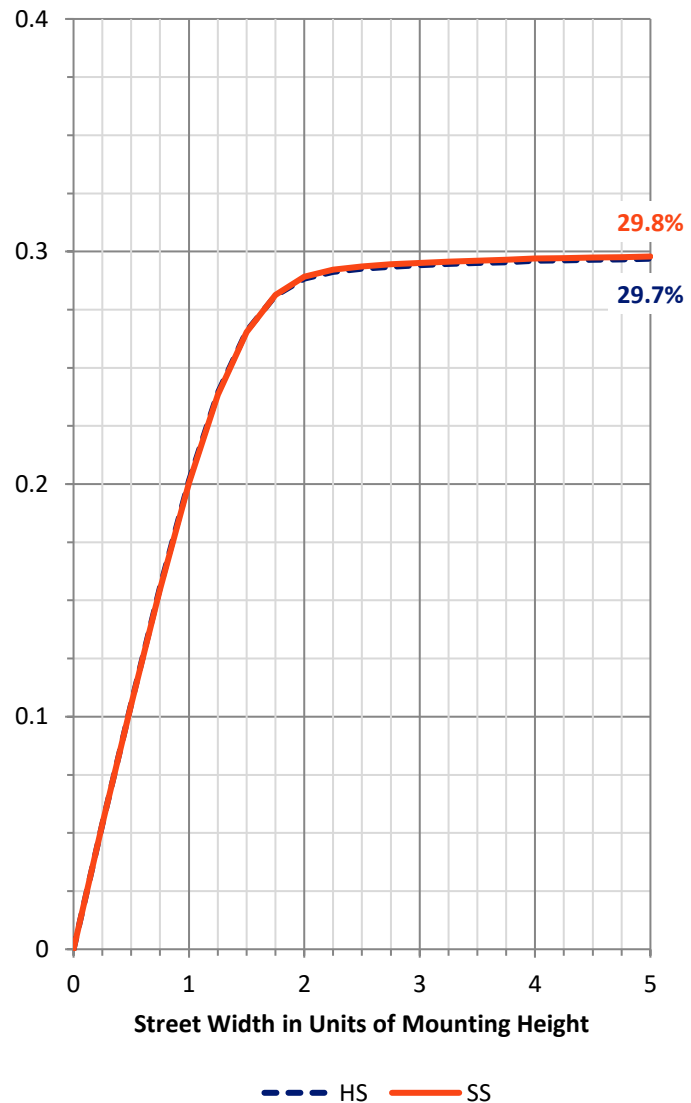
**FLUX DISTRIBUTION:**

		Downward	Upward	Total
<b>House Side</b>	Lumens	1034.0	699.9	1733.9
	% Fixture	29.8	20.2	50.0
<b>Street Side</b>	Lumens	1034.0	699.9	1733.9
	% Fixture	29.8	20.2	50.0
<b>Total</b>	Lumens	2068.0	1399.8	3467.7
	% Fixture	59.6	40.4	100.0

**Coefficient of Utilization**

**ZONAL LUMENS:**

Zone	Lumens	% Fixture
0°-10°	22.7	0.7
10°-20°	71.1	2.0
20°-30°	133.0	3.8
30°-40°	231.5	6.7
40°-50°	377.8	10.9
50°-60°	521.4	15.0
60°-70°	494.5	14.3
70°-80°	203.6	5.9
80°-90°	12.3	0.4
90°-100°	4.7	0.1
100°-110°	67.7	2.0
110°-120°	150.2	4.3
120°-130°	219.7	6.3
130°-140°	260.7	7.5
140°-150°	264.3	7.6
150°-160°	226.8	6.5
160°-170°	152.2	4.4
170°-180°	53.3	1.5
0°-90°	2068.0	59.6
0°-180°	3467.7	100.0



REPORT NUMBER: P271431

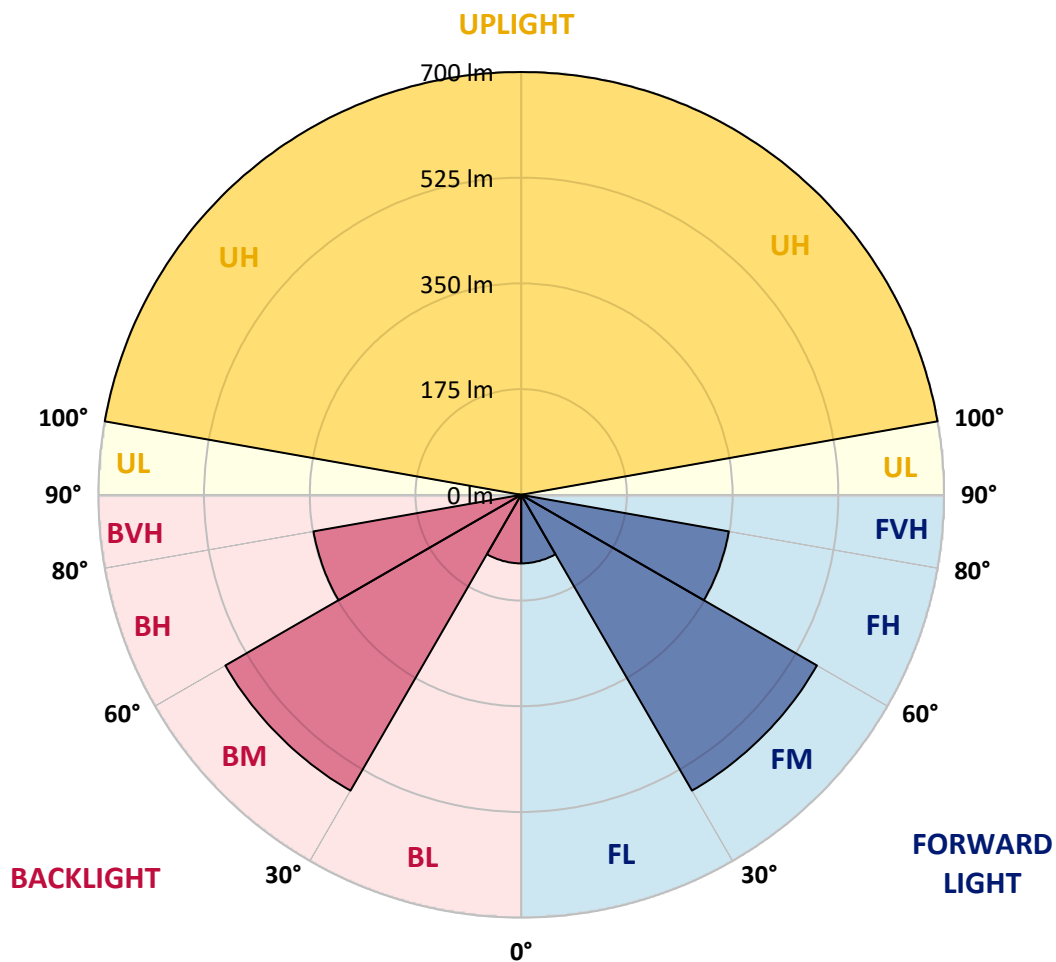
CATALOG NUMBER: ISC-AF-350-LED-E1-RW-7027-ULG

**LUMINAIRE CLASSIFICATION SYSTEM LUMEN TABLE AND BUG RATING:**

Zone	Lumens	% Fixture	Zone Rating/Lumen Limit		
			B	U	G
FL (0°-30°)	113.4	3.3			
FM (30°-60°)	565.3	16.3			
FH (60°-80°)	349.1	10.1			G0/660
FVH (80°-90°)	6.1	0.2			G0/10
BL (0°-30°)	113.4	3.3	B1/500		
BM (30°-60°)	565.3	16.3	B1/1000		
BH (60°-80°)	349.1	10.1	B1/500		G1/500
BVH (80°-90°)	6.1	0.2			G0/10
UL (90°-100°)	4.7	0.1		U1/10	
UH (100°-180°)	699.9	20.2		U4/1000	

**BUG Rating: B1-U5-G1**

Type II Medium





REPORT NUMBER: P271431

CATALOG NUMBER: ISC-AF-350-LED-E1-RW-7027-ULG

**CANDELA DISTRIBUTION (FULL):**

	0°	5°	15°	25°	35°	37.5°	40°	42.5°	45°	47.5°	50°
0°	235.4	235.4	235.4	235.4	235.4	235.4	235.4	235.4	235.4	235.4	235.4
2.5°	234.7	234.1	234.7	234.7	235.4	235.4	235.4	235.4	234.7	236.2	236.2
5°	234.7	234.7	235.4	235.4	236.8	238.2	236.2	236.8	237.5	236.8	238.2
7.5°	234.7	234.7	234.7	236.2	238.2	239.6	238.2	238.9	240.3	240.3	241.6
10°	232.8	232.0	233.4	236.2	239.6	241.6	240.9	243.7	243.0	243.7	245.1
12.5°	229.2	229.2	232.0	236.2	242.4	243.7	244.4	245.8	247.8	247.1	249.2
15°	230.0	230.7	233.4	238.9	246.4	247.8	248.5	248.5	252.0	250.5	254.6
17.5°	234.7	235.4	238.2	243.7	252.6	252.6	253.3	254.6	259.4	256.6	262.1
20°	242.4	243.0	245.8	252.0	260.1	259.4	260.8	262.1	268.3	265.6	271.1
22.5°	251.3	252.6	255.9	262.8	271.7	267.7	270.4	273.2	279.4	274.5	282.0
25°	263.6	265.6	269.0	276.6	286.1	281.3	284.0	286.1	292.9	286.1	293.7
27.5°	281.3	282.7	285.4	293.7	301.9	298.5	299.9	301.2	309.4	301.9	310.1
30°	302.5	304.6	307.4	314.9	323.1	317.6	320.3	321.8	328.6	321.1	327.9
32.5°	329.3	331.4	334.7	341.5	348.5	340.2	340.9	343.0	349.8	342.3	349.8
35°	360.8	362.1	366.9	375.1	379.9	366.9	367.6	367.6	376.5	366.1	374.4
37.5°	393.5	395.0	400.5	408.7	414.2	399.7	399.7	400.5	408.7	397.1	404.6
40°	427.9	431.9	438.1	446.3	450.4	434.0	435.4	434.7	444.2	430.6	438.1
42.5°	462.1	465.5	474.3	484.0	488.8	472.3	473.0	470.9	480.5	466.2	472.3
45°	491.6	494.2	505.2	519.0	526.4	509.2	509.2	509.2	519.0	501.1	508.6
47.5°	515.4	517.5	529.1	549.0	561.4	544.2	545.6	542.8	557.2	535.3	545.6
50°	532.5	533.2	548.2	571.0	592.2	576.4	578.4	579.8	593.5	574.4	583.2
52.5°	538.1	539.4	556.5	583.9	614.7	604.4	611.9	614.7	627.1	606.4	618.8
55°	519.0	522.3	548.2	588.7	630.4	627.1	635.9	641.4	657.1	640.0	653.1
57.5°	454.5	458.7	494.9	561.4	633.8	639.3	651.7	660.5	683.1	672.9	687.2
60°	362.7	366.1	403.2	483.3	590.7	624.3	652.3	677.7	700.9	703.0	721.5
62.5°	249.2	254.0	289.5	366.1	496.9	541.5	581.8	623.6	662.6	709.8	733.8
65°	121.8	124.5	154.7	228.6	364.8	421.7	468.8	527.8	564.0	631.8	670.9
67.5°	67.0	67.0	71.9	95.1	195.1	251.3	301.9	375.9	412.8	496.2	546.3
70°	56.1	56.1	54.8	58.2	73.9	87.7	113.6	156.0	207.4	291.6	336.8
71°	53.4	52.7	52.0	53.4	59.6	62.3	73.2	95.8	130.1	201.2	245.8
72.5°	49.9	48.6	46.5	47.3	50.7	50.7	52.7	56.1	69.1	94.4	126.6
75°	43.1	41.7	39.7	39.7	40.3	41.1	41.7	43.1	43.7	45.2	50.7
77.5°	35.7	34.2	32.2	32.2	31.5	32.2	33.6	34.2	32.9	35.7	36.3
80°	27.4	25.3	24.6	24.6	24.0	23.3	23.3	23.3	24.0	25.3	26.1
82.5°	17.1	15.7	16.3	15.7	15.0	15.0	15.0	15.0	15.7	15.7	17.1
85°	8.3	8.3	8.9	8.3	6.8	6.8	6.2	5.5	6.2	5.5	6.8
87.5°	0.0	0.0	0.0	0.0	0.0	0.0	0.0	0.0	0.0	0.0	0.7
90°	0.0	0.0	0.0	0.0	0.0	0.0	0.0	0.0	0.0	0.0	0.0
92.5°	0.0	0.0	0.0	0.0	0.0	0.0	0.0	0.0	0.0	0.0	0.0
95°	1.0	1.0	1.0	1.0	1.0	1.0	1.0	1.0	1.0	1.0	1.0
97.5°	2.0	2.0	2.0	3.0	4.0	5.1	6.4	7.6	8.8	9.8	10.8
100°	7.8	7.8	9.8	13.7	21.6	23.5	25.5	27.5	29.5	29.9	30.5
102.5°	27.5	27.5	31.4	37.3	44.2	45.4	46.6	47.9	49.0	49.2	49.6
105°	53.0	53.0	55.0	59.8	64.8	65.8	66.7	67.7	68.7	68.9	69.2
107.5°	76.5	75.5	78.5	82.5	86.3	87.1	87.9	88.6	89.3	89.8	90.3



REPORT NUMBER: P271431

CATALOG NUMBER: ISC-AF-350-LED-E1-RW-7027-ULG

**CANDELA DISTRIBUTION (continued):**

	0°	5°	15°	25°	35°	37.5°	40°	42.5°	45°	47.5°	50°
110°	99.2	100.1	101.1	104.0	108.0	108.4	109.0	109.4	110.0	110.4	110.9
112.5°	121.7	121.7	123.7	126.6	129.5	130.1	130.5	131.1	131.5	132.1	132.5
115°	143.3	144.3	146.2	148.2	151.2	151.6	152.2	152.6	153.1	153.6	154.1
117.5°	165.8	166.8	168.8	170.8	173.7	174.2	174.7	175.2	175.7	175.9	176.2
120°	189.5	191.4	192.3	194.3	197.3	197.4	197.8	198.1	198.3	198.7	199.2
122.5°	215.0	216.0	216.9	218.8	221.8	222.0	222.3	222.6	222.8	223.0	223.3
125°	239.5	241.5	242.5	243.4	246.3	246.6	246.9	247.1	247.3	247.6	247.8
127.5°	262.0	264.0	265.0	267.0	269.0	269.4	269.9	270.4	270.9	271.4	271.8
130°	284.7	286.6	287.5	288.5	292.5	292.7	292.9	293.3	293.5	293.9	294.5
132.5°	307.2	308.2	311.2	312.1	315.0	315.2	315.6	315.8	316.0	316.8	317.6
135°	329.8	330.8	332.7	334.7	338.6	338.6	338.6	338.6	338.6	339.4	340.1
137.5°	352.3	353.3	356.3	357.3	360.2	360.2	360.2	360.2	360.2	360.7	361.2
140°	375.0	375.9	377.8	378.8	380.8	381.0	381.3	381.6	381.8	382.0	382.3
142.5°	396.5	398.5	400.5	399.5	402.4	402.4	402.4	402.4	402.4	402.9	403.4
145°	417.2	418.1	420.0	420.0	423.0	423.2	423.6	423.8	424.0	424.4	425.0
147.5°	435.8	435.8	438.7	439.7	443.7	443.9	444.1	444.4	444.6	444.8	445.1
150°	452.5	453.5	455.4	456.4	460.3	460.5	460.8	461.1	461.3	461.5	461.8
152.5°	470.2	471.1	474.0	473.0	476.0	476.2	476.6	476.8	477.0	477.2	477.4
155°	489.8	490.7	492.7	491.7	493.7	493.7	493.7	493.7	493.7	493.9	494.2
157.5°	503.5	505.5	507.5	506.5	509.4	509.4	509.4	509.4	509.4	509.4	509.4
160°	515.3	517.2	519.2	519.2	522.2	522.2	522.2	522.2	522.2	522.2	522.2
162.5°	525.1	526.0	529.0	528.0	531.0	531.0	531.0	531.0	531.0	531.2	531.4
165°	535.9	536.8	538.8	537.8	541.8	541.8	541.8	541.8	541.8	541.9	542.3
167.5°	544.7	545.7	548.7	547.7	550.6	550.4	550.1	549.9	549.7	549.7	549.7
170°	551.6	552.5	555.5	554.5	556.5	556.3	556.1	555.7	555.5	555.3	555.1
172.5°	554.5	555.5	558.5	556.5	558.5	558.3	557.9	557.7	557.5	557.7	557.9
175°	556.5	558.5	559.5	558.5	561.4	561.4	561.4	561.4	561.4	561.6	561.9
177.5°	561.4	562.4	564.3	563.3	567.3	567.1	566.8	566.5	566.3	566.3	566.3
180°	565.3	565.3	565.3	565.3	565.3	565.3	565.3	565.3	565.3	565.3	565.3





REPORT NUMBER: P271431

CATALOG NUMBER: ISC-AF-350-LED-E1-RW-7027-ULG

**CANDELA DISTRIBUTION (continued):**

	52.5°	55°	57.5°	60°	62.5°	65°	67.5°	70°	72.5°	75°	77.5°
0°	235.4	235.4	235.4	235.4	235.4	235.4	235.4	235.4	235.4	235.4	235.4
2.5°	234.1	235.4	234.7	235.4	234.1	235.4	233.4	235.4	234.7	235.4	234.1
5°	236.2	238.2	236.2	238.9	236.2	238.9	236.2	238.9	236.8	238.9	236.2
7.5°	238.2	242.4	239.6	243.0	239.6	243.7	239.6	243.7	240.9	244.4	239.6
10°	242.4	247.1	243.0	247.1	243.0	247.8	243.0	248.5	244.4	249.9	243.7
12.5°	245.8	251.3	247.1	252.6	246.4	254.0	247.8	255.9	249.2	257.4	249.2
15°	250.5	257.4	253.3	259.4	253.3	261.5	254.0	263.6	255.9	264.9	255.9
17.5°	257.4	264.9	259.4	267.0	260.1	269.0	260.8	271.1	263.6	272.5	263.6
20°	267.0	273.2	267.7	275.9	268.3	276.6	269.7	277.9	271.7	280.0	271.7
22.5°	277.9	283.3	279.4	284.0	277.3	284.0	277.3	284.0	279.4	286.1	279.4
25°	290.2	294.4	289.5	294.4	288.2	293.7	287.5	292.9	288.2	294.4	289.5
27.5°	306.7	308.7	303.3	307.4	299.9	305.3	298.5	304.0	299.1	304.6	301.2
30°	324.5	326.5	321.1	323.7	315.6	319.0	311.4	316.2	312.1	316.2	314.1
32.5°	344.3	347.0	340.9	342.3	335.3	336.1	329.9	332.0	328.6	329.9	329.3
35°	366.9	370.3	363.5	365.5	358.1	358.1	352.6	351.9	350.5	349.1	349.1
37.5°	395.6	397.1	391.5	391.5	382.7	382.7	375.9	375.9	373.1	370.3	368.9
40°	427.1	427.9	418.9	418.3	409.4	409.4	401.8	399.7	395.0	391.5	389.4
42.5°	460.7	460.0	447.0	448.3	435.4	436.0	426.4	424.4	419.6	415.5	411.4
45°	494.9	492.2	479.2	478.4	463.4	464.2	452.5	451.1	444.2	440.2	435.4
47.5°	529.8	528.5	514.1	510.7	494.9	494.2	479.2	479.2	472.3	468.2	463.4
50°	566.1	565.4	549.0	547.0	530.4	527.8	510.0	510.0	501.7	500.4	493.6
52.5°	605.7	603.0	585.2	584.5	568.9	566.8	547.7	546.3	534.0	533.2	525.7
55°	644.8	640.0	628.4	623.0	607.2	606.4	589.4	586.0	570.2	570.2	560.6
57.5°	680.5	676.3	666.7	661.9	646.9	644.8	626.4	626.4	612.6	611.9	601.7
60°	717.4	718.7	708.5	706.4	692.1	691.3	672.9	672.9	659.2	658.5	646.9
62.5°	748.8	762.5	758.5	759.9	747.5	745.4	727.0	725.7	709.8	707.9	698.3
65°	718.0	766.0	796.8	817.3	815.9	815.3	797.4	794.7	774.9	769.4	753.7
67.5°	603.0	665.4	721.5	783.1	828.2	862.6	872.7	868.8	851.5	835.9	816.6
70°	403.9	475.7	547.0	623.6	700.9	776.2	853.6	887.2	922.6	910.4	907.0
71°	307.4	381.3	452.5	533.2	615.4	698.9	794.0	833.8	905.6	905.0	923.4
72.5°	173.2	238.9	314.9	385.5	462.8	549.0	646.9	690.7	794.0	814.7	868.0
75°	55.4	76.0	100.6	158.8	206.7	285.4	358.1	401.8	470.3	504.5	579.0
77.5°	37.0	41.1	42.4	49.2	55.4	78.7	106.8	130.7	143.8	150.6	158.1
80°	26.7	28.7	30.1	33.6	34.2	38.4	38.4	42.4	41.7	44.5	42.4
82.5°	17.1	19.1	19.9	21.2	21.9	24.6	26.1	28.7	28.7	30.1	29.5
85°	8.3	9.6	9.6	11.0	11.0	13.0	13.0	15.0	15.0	17.1	16.3
87.5°	0.7	0.7	0.7	1.3	1.3	1.3	2.1	2.8	2.8	2.8	2.8
90°	0.0	0.0	0.0	0.0	0.0	0.0	0.0	0.0	0.0	0.0	0.0
92.5°	0.0	0.0	0.0	0.0	0.0	0.0	0.0	0.0	0.0	0.0	0.0
95°	1.0	1.0	1.0	1.0	1.0	1.0	1.0	1.0	1.0	1.0	1.0
97.5°	11.8	12.8	11.3	9.8	8.4	6.8	6.4	5.9	5.4	4.9	4.7
100°	30.9	31.4	30.9	30.5	29.9	29.5	28.7	27.9	27.3	26.5	26.3
102.5°	49.9	50.0	49.9	49.6	49.2	49.0	48.6	48.1	47.6	47.1	47.3
105°	69.5	69.7	69.7	69.7	69.7	69.7	69.2	68.7	68.2	67.7	68.2
107.5°	90.8	91.3	91.1	90.8	90.5	90.3	90.1	89.8	89.5	89.3	89.5



REPORT NUMBER: P271431

CATALOG NUMBER: ISC-AF-350-LED-E1-RW-7027-ULG

**CANDELA DISTRIBUTION (continued):**

	52.5°	55°	57.5°	60°	62.5°	65°	67.5°	70°	72.5°	75°	77.5°
110°	111.4	111.9	111.9	111.9	111.9	111.9	111.7	111.4	111.1	110.9	111.1
112.5°	132.9	133.5	133.5	133.5	133.5	133.5	133.3	132.9	132.7	132.5	132.9
115°	154.6	155.0	155.0	155.0	155.0	155.0	155.0	155.0	155.0	155.0	155.6
117.5°	176.4	176.7	176.9	177.1	177.4	177.7	177.4	177.1	176.9	176.7	177.1
120°	199.7	200.2	200.2	200.2	200.2	200.2	200.2	200.2	200.2	200.2	200.7
122.5°	223.6	223.8	223.8	223.8	223.8	223.8	223.9	224.3	224.6	224.8	225.7
125°	248.1	248.3	248.5	248.8	249.1	249.3	249.3	249.3	249.3	249.3	250.1
127.5°	272.4	272.8	272.6	272.4	272.1	271.8	272.1	272.4	272.6	272.8	273.6
130°	294.9	295.5	295.5	295.5	295.5	295.5	295.6	295.9	296.2	296.4	297.2
132.5°	318.2	319.0	319.0	319.0	319.0	319.0	319.2	319.4	319.8	320.0	320.8
135°	340.7	341.5	341.5	341.5	341.5	341.5	341.7	342.1	342.3	342.5	343.1
137.5°	361.7	362.2	362.2	362.2	362.2	362.2	362.4	362.6	362.9	363.2	364.2
140°	382.6	382.8	382.8	382.8	382.8	382.8	383.3	383.8	384.3	384.7	385.7
142.5°	403.9	404.3	404.3	404.3	404.3	404.3	404.6	404.9	405.1	405.3	406.1
145°	425.4	426.0	425.8	425.4	425.2	425.0	425.2	425.4	425.8	426.0	426.8
147.5°	445.4	445.6	445.1	444.6	444.1	443.7	443.9	444.1	444.4	444.6	445.4
150°	462.1	462.3	461.8	461.3	460.8	460.3	460.3	460.3	460.3	460.3	461.3
152.5°	477.8	478.0	477.8	477.4	477.2	477.0	477.0	477.0	477.0	477.0	477.8
155°	494.4	494.7	494.4	494.2	493.9	493.7	493.9	494.2	494.4	494.7	495.4
157.5°	509.4	509.4	508.9	508.4	507.9	507.5	507.6	507.9	508.2	508.4	509.6
160°	522.2	522.2	521.6	521.2	520.7	520.2	520.2	520.2	520.2	520.2	520.9
162.5°	531.8	532.0	531.4	531.0	530.4	530.0	529.6	529.0	528.6	528.0	528.6
165°	542.6	542.8	541.9	541.3	540.6	539.8	539.3	538.8	538.4	537.8	538.4
167.5°	549.7	549.7	549.1	548.7	548.1	547.7	547.9	548.1	548.4	548.7	549.7
170°	554.7	554.5	554.3	554.1	553.7	553.5	554.1	554.5	555.1	555.5	556.7
172.5°	558.3	558.5	557.9	557.5	556.9	556.5	556.7	556.9	557.3	557.5	558.3
175°	562.2	562.4	561.6	560.9	560.3	559.5	558.9	558.5	557.9	557.5	558.3
177.5°	566.3	566.3	565.6	564.9	564.1	563.3	563.3	563.3	563.3	563.3	564.1
180°	565.3	565.3	565.3	565.3	565.3	565.3	565.3	565.3	565.3	565.3	565.3



REPORT NUMBER: P271431

CATALOG NUMBER: ISC-AF-350-LED-E1-RW-7027-ULG

**CANDELA DISTRIBUTION (continued):**

	80°	82.5°	85°	87.5°	90°
0°	235.4	235.4	235.4	235.4	235.4
2.5°	236.2	235.4	236.2	234.7	236.2
5°	239.6	236.8	240.3	236.8	240.3
7.5°	245.1	241.6	245.8	240.3	245.1
10°	249.9	245.1	250.5	245.1	249.9
12.5°	258.0	250.5	259.4	250.5	259.4
15°	266.3	257.4	268.3	258.7	267.7
17.5°	273.8	265.6	275.9	266.3	275.2
20°	280.7	273.2	282.0	272.5	282.0
22.5°	287.5	282.7	289.5	282.7	289.5
25°	296.4	292.9	297.8	292.9	297.8
27.5°	306.7	305.3	308.0	304.6	308.7
30°	318.3	319.0	319.7	319.0	320.3
32.5°	332.7	336.1	334.7	334.7	334.7
35°	352.6	358.7	354.7	356.0	355.3
37.5°	371.0	379.9	374.4	376.5	375.1
40°	391.5	397.7	396.3	396.3	395.0
42.5°	414.2	421.7	419.6	420.2	418.9
45°	438.8	445.6	442.9	442.1	442.9
47.5°	466.8	474.3	470.9	470.3	470.9
50°	496.2	505.2	502.4	501.1	502.4
52.5°	528.5	539.4	538.1	536.6	538.7
55°	566.1	576.4	574.9	576.4	577.0
57.5°	603.8	615.4	612.6	616.1	617.5
60°	651.0	657.8	658.5	659.2	659.9
62.5°	698.9	701.7	703.7	705.8	706.4
65°	754.4	755.0	756.5	754.4	756.5
67.5°	807.8	802.9	802.3	804.3	805.7
70°	890.6	890.6	883.8	893.4	885.1
71°	901.4	914.6	899.5	920.8	898.0
72.5°	848.1	872.1	855.0	874.1	851.5
75°	590.1	645.5	644.8	672.2	650.4
77.5°	163.6	153.3	163.6	141.0	134.8
80°	44.5	40.3	43.7	37.0	41.7
82.5°	29.5	25.3	24.6	19.9	21.2
85°	17.1	13.0	13.0	10.3	11.0
87.5°	2.8	0.7	2.8	1.3	2.1
90°	0.0	0.0	0.0	0.0	0.0
92.5°	0.0	0.0	0.0	0.0	0.0
95°	1.0	1.0	1.0	1.0	1.0
97.5°	4.4	4.1	4.0	4.0	4.0
100°	26.1	25.7	25.5	25.1	24.5
102.5°	47.6	47.9	48.1	47.6	47.1
105°	68.7	69.2	69.7	68.7	67.7
107.5°	89.8	90.1	90.3	89.8	89.3



REPORT NUMBER: P271431

CATALOG NUMBER: ISC-AF-350-LED-E1-RW-7027-ULG

**CANDELA DISTRIBUTION (continued):**

	80°	82.5°	85°	87.5°	90°
110°	111.4	111.7	111.9	111.4	110.9
112.5°	133.5	133.9	134.5	133.5	132.5
115°	156.0	156.6	157.0	156.6	156.0
117.5°	177.7	178.1	178.7	177.7	176.7
120°	201.2	201.7	202.2	201.2	200.2
122.5°	226.7	227.7	228.7	228.2	227.7
125°	250.8	251.4	252.2	251.7	251.3
127.5°	274.3	275.0	275.8	274.3	272.8
130°	297.9	298.6	299.3	298.3	297.4
132.5°	321.4	322.1	322.9	322.0	321.0
135°	343.5	344.1	344.5	344.1	343.5
137.5°	365.1	366.1	367.0	366.1	365.1
140°	386.7	387.7	388.7	387.7	386.7
142.5°	406.8	407.5	408.3	407.8	407.3
145°	427.4	428.1	428.9	428.0	427.0
147.5°	446.1	446.7	447.5	446.1	444.6
150°	462.3	463.3	464.2	462.8	461.3
152.5°	478.4	479.2	480.0	478.4	477.0
155°	496.1	496.9	497.6	496.7	495.7
157.5°	510.9	512.1	513.3	511.9	510.3
160°	521.6	522.4	523.2	522.2	521.2
162.5°	529.0	529.6	530.0	528.6	527.0
165°	538.8	539.3	539.8	538.8	537.8
167.5°	550.6	551.6	552.5	551.6	550.6
170°	557.9	559.3	560.5	559.5	558.5
172.5°	558.9	559.6	560.5	558.9	557.5
175°	558.9	559.6	560.5	558.9	557.5
177.5°	564.9	565.6	566.3	564.9	563.3
180°	565.3	565.3	565.3	565.3	565.3

(END OF REPORT)